



TIDELANDS HEALTH

Need to create a patient portal account?

You will receive an email from your Tidelands Health practice that includes an account setup link.

Click on the link in the email and follow the on-screen instructions to create your account.

Once you have an account, you have easy access to your health record and your Tidelands Health physician practice.

To access your patient portal account, you can visit tidelandshealth.org. Click on the patient portal icon on the website home page to enter the portal.

Once you have a patient portal account, you can also access your account using the healow app. Look for the healow icon and download.

To access your account from the app, know your practice code:

BGIFAD

Having trouble accessing your account? Call our help desk.

843-527-7113

Monday-Friday, 7 a.m.-6 p.m.

DOWNLOAD THE FREE APP TODAY



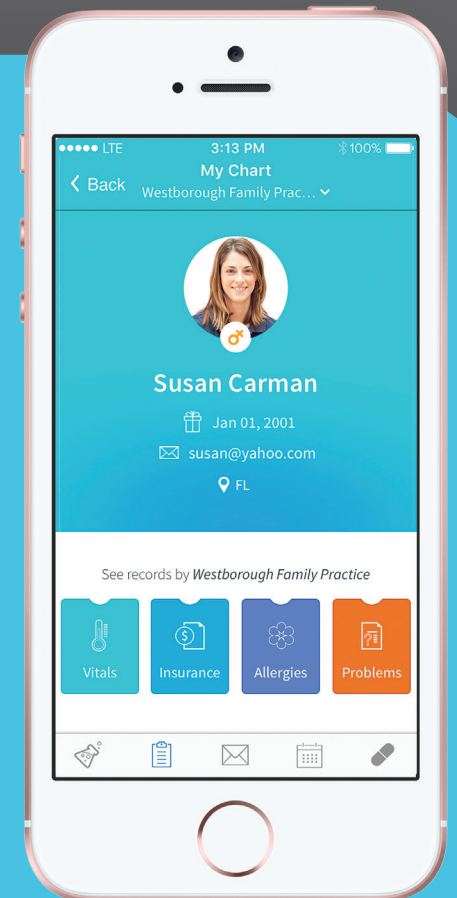
LOVE IT? RATE US! ★★★★★



TIDELANDS HEALTH

It's your health record

Get access. Anytime. Anywhere.



With healow you can:



View lab results online.



Send and receive messages securely.



Access your family's health information with a single app.



Request appointments online.



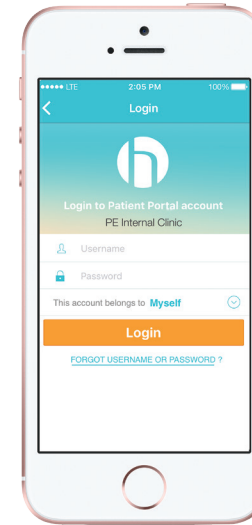
Review the doctor's notes.

Setting Up healow



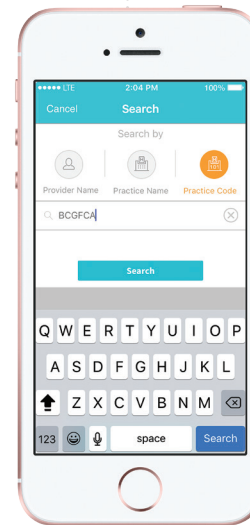
Step 1

Download the healow app from App Store (iPhone) or Google Play (Android phone).



Step 3

Enter your portal username and password to log in.



Step 2

Search for your practice by entering practice code – BGIFAD.

Step 4

Set up your PIN to securely access your health record.

